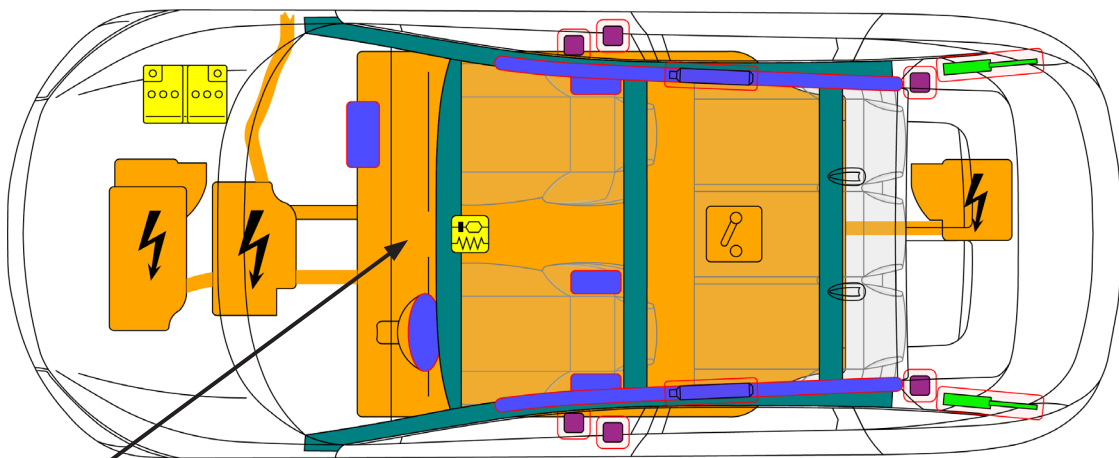


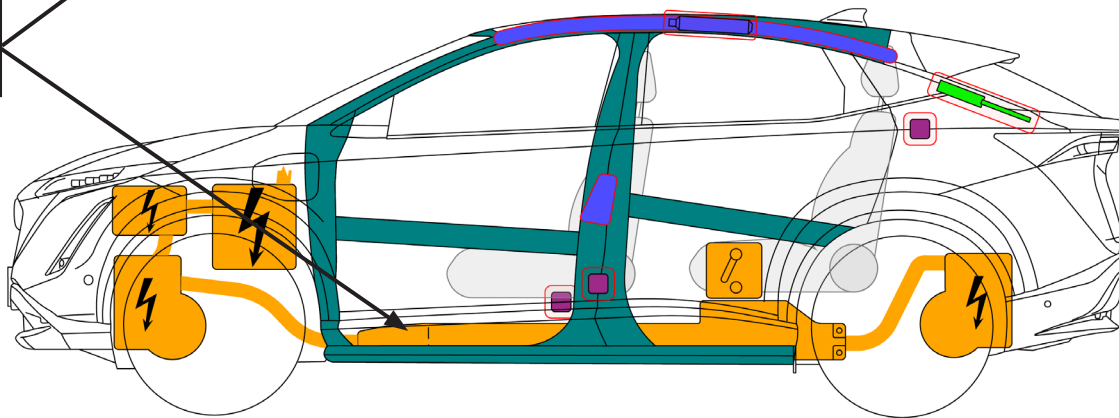













# Nissan Ariya

TYPE: FE0, 5-door SUV  
(2022 - )



350 V  
Li-ion



 Airbag	 Stored gas inflator	 Seat belt pretensioner	 SRS control unit	 Battery low voltage
 Gas strut/preloaded spring	 High strength zone	 High voltage device that disconnects high voltage	 High voltage component	 Battery pack, high-voltage
 High voltage power cable				

# Nissan Ariya EV Type: FE0, 5dr SUV (2022 - ) – Additional Pages

## 1. Identification / recognition




LACK OF ENGINE NOISE DOES NOT MEAN VEHICLE IS OFF. SILENT MOVEMENT OR INSTANT RESTART CAPABILITY EXISTS UNTIL VEHICLE IS SHUT DOWN. WEAR APPROPRIATE PPE.



Brand logo



Model name



4x4

Charge port





## 2. Immobilization / stabilization / lifting

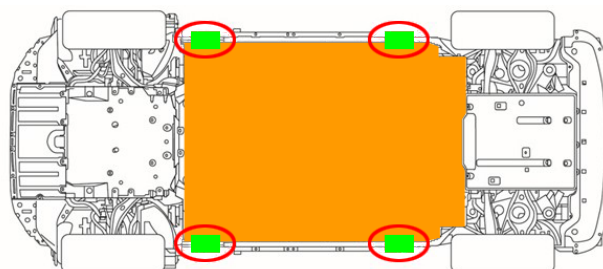
### Immobilize vehicle:

1. Block wheels, apply parking brake and push the P (park) button to select the P (park) position



### Lifting points:

-  Appropriate lifting points
-  High voltage battery



## 3. Disable direct hazards / Safety regulations

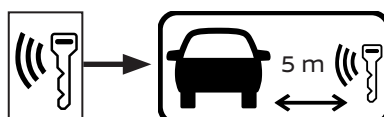


In case of a collision with seat belt pretensioner activation / airbag deployment, the high voltage system will be disabled automatically. The restraint systems are still active.


1. If the "Ready" indicator in the instrument cluster is illuminated press the Start/Stop button once. Then the high voltage system is disabled




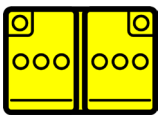
Then, remove the electronic key and keep at least 16 ft. (5 m) away from the vehicle



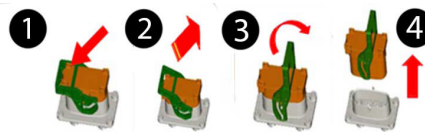
## Access to the engine compartment



## 2. Disconnect 12 Volt battery



## 3. Deactivation of high voltage system, use class 0 insulating rubber gloves when operating this disconnect switch



### Safety instructions:

Never touch, cut, or open any orange high voltage power cable or high voltage component!

## 4. Acces to the occupants

High strength steel in body and door



Steering column adjustment

Manual



Electric



## Seat adjustment



## Glass types

- A. Laminated glass
- B. Tempered glass

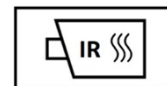


## 5. Stored energy / Liquids / Gases / Solids

	Lithium-ion 350V						
	12V						
	R-1234yf 550 ± 25 g						



When conventional coolant leaks (check reservoir) from the high voltage (HV) battery cooling system, HV-battery can become unstable with risk of thermal runaway. An increasing HV-battery temperature might be an indicator of thermal runaway.



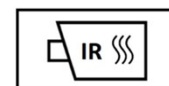
## 6. In case of fire



**USE LARGE AMOUNTS OF PURE WATER**



**POTENTIAL RISK OF HV-BATTERY FIRE RE-IGNITION / DELAYED FIRE!**



Responders should always protect themselves with Personal Protective Equipment (PPE), including a Self-Contained Breathing Apparatus (SCBA), and take appropriate measures to protect civilians downwind from the incident.



**GAS STRUT, RISK OF MISSILE EFFECT**




## 7. In case of submersion

- There is no increased risk of electric shock in water resulting from the high voltage system
- If possible, remove the vehicle from the water and continue with the deactivation procedure for this vehicle (see chapter 3)

## 8. Towing / transportation / storage

### Recovery hook storage 4x2



Location front hook

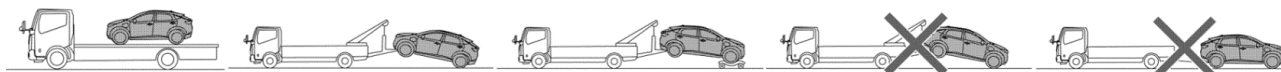
### Recovery hook storage 4x4



Location rear hook



### Towing 4x2

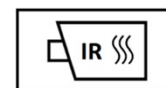


### Towing 4x4



**STORE VEHICLE IN AN OPEN-AIR PARKING AT A SAFE DISTANCE  
≥ 5M FROM OTHER OBJECTS OR VEHICLES!**

**POTENTIAL RISK OF HV-BATTERY FIRE RE-IGNITION /  
DELAYED FIRE!**



## 10. Explanation of pictograms used

	Remove smart key		Electric vehicle
	Warning high voltage		Flammable
	Caution		Hazardous to the human health
	Warning; low temperature		Acute toxicity
	Air-conditioning component		Explosive
	Use water to extinguish the fire		Corrosives
	Use thermal infrared camera		Bonnet